

Empowering Objects to Act as Familiars

Introduction

In this document, I will be detailing the process through which a familiar was created by empowering a doll body suitably prepared beforehand. It is the first entry in such works.

This detailed form of familiar creation is different from a standard means of engaging a familiar spirit with the physical. Rather than creating a body for a pre-existing familial spirit, this rite exists to instead 'raise up' an existing spirit and tie it into the service of both the practitioner and the Path of Flames. This follows on from the magickal gnosis that all matter contains fragments of spirit, which can be awakened through correct work and directed to act in a beneficial or malefic manner. This is similar to the concept of a Golem in other occult works, except one that is endowed with a soul as opposed to being 'soulless'.

The rite as detailed requires the practitioner to be walking the Path of Flames, with license gained from prior workings with the Queen of Hell. These cannot be skipped, or it is possible the rite will not be effective. This gate can be opened through direct workings with Hecate, Queen of Hell, Heaven and Earth and her primary sigil. They can also be obtained through direct workings with Lucifer, and Belial and their primary sigils, as detailed in earlier documents – and solidified by a oath or promise to walk their Path whilst on the Material Plane and also Beyond it. The final seating of this process is to take the Mark of the Witch upon the Flesh – a sacrifice in blood of the Primary Sigil of Hecate, her gift as a token of her Love for those who walk her path.

It could be possible to alter the rite to remove the above mentioned dependencies, but responsibility and consequences for doing such are entirely on the practitioner as it has not been performed in this manner by myself (nor intended to be) and would need to make use of a different source of power to raise and enlink the spirit to form and purpose.



Primary Sigil Of Hecate

Overview and Preparation

Before beginning this ritual, it is important to clarify why you are performing it. The end result will invariably create a distinct, external spirit familiar in your service – it is therefore a serious working and one that should be undertaken for a distinct purpose, not just research purposes. It will also be necessary in order to instruct the created familiar in its purpose – this can either be very general or very specific, with the latter being much easier to define the boundaries of.

With the purpose of the familiar defined, one will need to think carefully about how its physical makeup best corresponds to the desired task, behaviour and personality for the familiar. As such, both planetary and elemental aspects should be taken into consideration, and should be used to inform the basic makeup of the doll body from which the spirit will be called into full waking existence.

This is the first thing and arguably only thing you will need to acquire. Doll body refers to any suitable figure that is humanoid in shape. Ideally, this would be one that is lifelike and as expertly made as possible, from where possible, organic and non plastic materials. The more lifelike the doll body is, the easiest it is from a psychological perspective to work with, and also has a sympathetic effect on the actual personality and make up of the spirit itself.

If you have the necessary skills, even more ideal would be a doll body constructed by yourself, out of sympathetic materials of the type of Familiar you are attempting to raise. This allows for full customisation. These fetish construction techniques are outside of the scope of this document, but these include but are not limited to stuffing the body with dried herbs sympathetic to the planetary and elemental associations, tying it / jointing it with magically empowered string, placing a replica quartz heart etc within the body etc. These will all make the seating process easier, more robust, and allow for easier manifestation of the familiars actions but are not strict necessities.

To further explain, the high level of labour time and skill that goes into creating such a doll body gives it a much superior soul make-up, over a doll that is from a plastic mold or other source. Whilst such dolls do still have a 'sleeping' soul presence that is capable of waking, it is far less powerful and immediate than one which has been formed into its current shape by someone who has created it from scratch from nothing. This is a magickal act in itself, whether the person is conscious of it or not, and makes for an ideal end product for a full and active familiar. In regards to material, plastic itself is also a 'slow' material. It does hold potential, contrary to popular occult belief, but is slow acting to 'warm' and become suitable for these purposes. As such, bodies made from soft materials, wood, clay etc are perfect. The more articulation said Doll Body has, the better housing it will be for the spirit and have a sympathetic effect of making it more active. Again, having said this it is entirely possible that a suitable body could be created with very limited articulation, but it would impact the familiars ability to interact in certain ways.

Once the doll body has been made, it should be ritually cleansed with consecrated salt/water solution and then fumigated in Sandalwood, Dragons Blood or other suitable incense and placed before the working altar in the East and cleanse and consecrated in the name of the Path of Flames.



Doll used in the work prior to Ensoulment, hand crafted and photographed by Majestic Thorns
<https://www.etsy.com/shop/MajesticThorns>

The rite itself takes place over a full lunar cycle, and is a three stage process. The cycle begins on the first night after the new moon, peaks at the full moon, and is finished on the first night after the subsequent new moon.

This allows for a full empowering, and settling phase, which will ensure that the familiar is correctly awakened and seated within the doll body.



The Lunar Phases

The day of the working is dictated by the moon phase – if a specific planetary day is wanted for the spirit, this should be planned out in advance. My own personal preference is to let my intuition guide me. As such, usually the spirit that is 'becoming' or another guiding spirit will indicate when the best full moon to choose for the seating is. The specific planetary hour will also have to be taken into account.

In my own experience, this planetary day and hour are only flavourings. The individual familiar will be very different based on its own, innate raised nature, with the time of its raising only flavouring its personality and behaviour. As such, it should only be a major concern if a highly specific type of spirit is desired – and even then it the result may be different from what one expects. The familiar is raised to help the practitioner in the name of the Trident, and thus will likely be moulded according to what he or she needs, rather than expects, my the guiding spirits which overwatch the ritual.

Initial Night

On the initial night, after the first light of the waxing moon has broken the silence and darkness of the new moon and with the sun below the horizon, the initial work can begin. Firstly, the altar, should be situated facing due east. If you already have a working altar or space, activate it as per your own usual workings or according to your own intuition and knowledge. If you don't or require suggestions to make it resonate more with this rite, the following will do well. Upon it should sit three candleholders each housing one tall, large red candle. The middle candle should have upon it the primary sigil of Hecate inscribed upon it, the left one Lucifers primary sigil, and the right one Belials primary sigil. Each candle should then be coated in either sandalwood or patchouli incense. Also on the altar should be some sort of incense, of again either Sandalwood or Patchouli. This will be burned heavily during the rite. On top of this, offerings of food, alcohol and water should be presented to the Gods of the Trident. Roses would also make an ideal offering, giving specifically to Hecate, who will assist in the coming rites of raising the familiars spirit. A sigil of Hecate, written on correctly prepared paper or parchment, should be activated through incense and alcohol spat from the mouth in preparation. This sigil will allow a fitting point where blood can be given in dedication.

The working area is then prepared in front of the altar. Any ritual tools that you would normally use, such as wand, athame, separate blade for drawing blood etc are laid out in preparation, as well as anything that might be necessary so leaving the circle whilst undergoing the working is not required. The doll body is also lain near them, so that it may be readily accessed during the following work. If you do not have possession of these magickal tools it is no large matter, but they greatly assist with the work. Rather than detail their creation here, readers are advised to read elsewhere how the basic tools can be obtained and crafted.

With all the basics therefore in place, the practitioner is then able to begin the working. Like the detailed Samhain working, the process is begun by raising the energies within the temple space by the Vibration of the Ephesian letters followed by the Vibration of the Planetary Forces. This helps reaffirm and realign the area with the Gods and Spirits, an act which is doubly important if the area is not a permanent temple in my experience. It is performed via 'vibration' facing the altar. The simplest way to describe this is as a chant, where each syllable of a word is expressed for several seconds. The entire word is vibrated in a singular breath, each syllable being uttered with the breath being exhaled from the body. **It is repeated until necessary.** The time to stop will become evident when the ritual space feels adequately charged.

Ensorcelling the Power to Open the Vortex

Vibration of the Ephesian Letters

‘Askei Kataskei Eron Oreon Ior Mega Samnyer Baui Phobantia Semne’

Vibration of the Planetary Forces

‘A-E-H-I-O-Y-Ω’ – In Greek

‘A-E-EE-I-O-U-OO’ In English

Casting the Cloak of Hecate

With this complete and the atmosphere suitably charged, the cloak of Hecate is cast. This is done by myself usually at the east.

The Cloak of Hecate

I cast thee, Cloak of Night, thou Essence of Hecate;

Bright Lunar Sphere of Protection, Dark Solar Orb of Power,

Circle of the Seven Stellar Sisters,

Star of Heaven, Gate of Hell,

Through Air, Through Fire,

Through Water, Through Earth,

The Power of the Witch Queen Flame;

Protect this place between the Worlds'

Calling of the Four Great Daemon Princes of the Quarters and Related Energies

The 4 Daemon Princes of The Quarters are then called using their general calls in a east, north, west and south manner. Turn to each quarter for each call and to east when done.

The Call to The Quarters

At East

"I call to thee, Great Powers of the Eastern Quadrant,

Open for me the Eastern Gate,

Come forward ye Serpentine Force of Air,

Infuse this rite with thy ancient power,

Protecting all within,

Breathe life into this work'

At North

'I call to ye Great Prince of the Northern Quadrant,

Open for me the Gate of the Earth,

I summon the protection of the Northerns Lords of Blood, Beast and Field

Through Lines of primordial power'

At West

'I call to thee, Great Prince of the Western Quadrant.

In Love and In Honour

Open for me the Gate of The West,

I call forth the Power of Atlantis,

Of the Ancestral Ocean of the All,

So that the circle will be awash,

With the currents of Ancient Magick'

At South

'I call to thee, Great Prince of the Southern Quadrant.

Open for me the Gate of the South,

Come forward ye Dragons with the Breath of Fire,

Igniting the power of Magick,

Protecting with purifying Flame"

Sealing the Circle in the Name of the Empress of Hell, Heaven and Earth

The circle and its associated powers are then sealed, and bound to the overseeing entity at the east/ centre after moving through east.

The Binding Of the Elements

I bind unto this sphere of darkness the four mighty elements,

In the name and power of the Five Fold Star,

In this binding I open the Etheric Vortex,

Under the dominion of Hecate,

Empress Of Hell, Heaven and Earth,

I ensorcell now all power contained within this sphere."

Invocation of Hecate

With the circle sealed, Hecate is then invoked. This is done to empower all the following works with her power, as it is through Hecate that the familiar will be correctly called up and assigned its purpose. This call is repeated until it has the desired effect – the arrival of the Goddess should be ascertainable to the individual in some manner before the invocation can be considered successful.

'Queen of Darkness, Keeper of Cerberus,

Mother to the Three Fated Furies,

Hail to thee, Lady of Witchkind,

Hail to thee, Invincible Queen of the Dead,

Hail to Thee,

Hecate,

Goddess Of Transformation,

Hear my Prayer,

To Bless this Clay,

Awaken within the Glowing Embers

Ignite thy Dormant Seed,

I call you unto this body,

My own Flesh,

My Own Blood,

My Own Bones,

Seeking the Knowledge and Power of the Great Old Ones,

Grant unto my the Vision of the Path,

Clasp me to thy breast,

Bestow Upon me Thy Blessings,

Open the Way of True Witchcraft

Access for me the powers of your Limitless Realms,

The Secret and Knowledge of the Dark Ways

Upon the Path of Hecate,

First Goddess,

Beautiful Night Mother of the Void'

Welcoming Hecate

With Hecate invoked into your flesh, the call to welcome should be given, alongside a small amount of your blood as offering. This should ideally be upon the primary sigil of Hecate that has been prepared earlier, and is the last element which will 'activate' the sigil. The blood is given before the call is spoken.

'Honour and Love I give to thee Hecate, Blessed am I in Your Presence,

Thanks and Praise I give unto thee, Mighty Queen of Hell!

As I call forth thy Power and thy Guidance,

The Teachings of the Goddess and Horned God,

Light Thy Torch of Gnosis Dark lady,

The Path of Hecate Illuminated,

Through Elven Blood and Dark Witch Night'

With Hecate present, the doll body is sat directly opposite of the practitioner with its back towards the east. Candles are illuminated either side of it, and a suitable incense is burned behind it. This will help empower the objects spirit, alongside its participation in your blood letting for Hecate. The would be familiar is then

addressed, with the call to the familiar, at either blade point (Athame) or using the Wand of the Arte. The doll body should already be INSIDE the circle that has been created via the calling of the Four Daemon Princes. It does not need to sit within a triangle or other such drawn / constructed shape at this stage.

Call to the Clay Soul

I call to you,

Soul of Clay,

In the Names and Powers of Hecate

Queen of Hell, Heaven and Earth,

Hear my call reverberate through Night,

In Love and in Honour,

In the Names of the Path of Flames,

Your Bones, Your Blood, Your Flesh,

The Power of the Gods

Swell your Material from;

Rise up in sacred communion,

With Witch Kin this Night'

With this call successfully given, you should begin to feel the presence within the doll body change – it should take on a noticeably different energy, and the presence of the spirit should be felt. This can be a fast process or take anywhere up to half an hour – to speed the process the call you can be repeated as often as necessary. It entirely depends upon the strength of the objects spirit.

Once the spirit has been successfully called, you must be prepared mentally for occurrences which may be unsettling at first – the doll body is capable of movement, especially in the facial features.. These are usually subtle but can also be obvious phenomena, which could cause surprise to someone who is not properly prepared.

Once the spirit is suitably called, it is to be addressed with a personal request of the practitioners who will ask it about itself, its elemental nature, and anything else he/she deems relevant. If it appears that the spirit is compatible, he or she may then indicate to it his intention to ask for it to become his familiar on the path of flames, in exchange for its soul power being raised through correct service. This conversation should always be

done vocally, and not simply just through visualisation or some other methods. An outline of its duties should also be given, and an indication of what general or specific service this familiar is expected to perform.

The more narrow the remit, the easier the familiar will be to connect with, direct, and to settle within its form. As such, any over complexity should be avoided at this stage and the most direct route taken. Depending on the practitioners level of sensitivity, and the skill set of the particular spirit, communication as far as answers are concerned might be difficult or not particularly forthcoming on the first night. Divinatory tools such as Tarot cards, pendulums etc can aid in communication with the spirit at this stage. If Tarot cards are used, the spreads should be kept simple, ideally at most using three cards, and it may be advisable to reduce the available set to that of the Major Arcana. The conversation should be continued until an affirmation is reached by the spirit, it withdraws and ends the conversation, or it otherwise seems a natural point to stop.

At such point, the practitioner can end the initial rite. Note that the spirit of the Doll Body is not explicitly dismissed, unless it has turned down the offer given to it – which is highly unlikely at this point. If so the spirit is thanked for its presence and its honest answer, and is asked to depart in the name of Hecate in love and honour back to its original nature.

Unbinding the Circle in the Name of the Empress of Hell, Heaven and Earth

The circle and its associated powers are then unbound through the power the overseeing entity at the west/centre after moving through west. This allows the circle to then be closed in a manner similar to its opening.

Note that the elements and quarters do not need to be explicitly sent: if time is for some reason short, or the rite needs to be quickly ended, the Call of Closing is usually sufficient to de-construct the protective sphere and correctly honour the daemon princes and send forth the quarters. However, I personally feel a longer, deconstructive phase allows for easier grounding so explicitly unbind and send forth the quarters in honour as below.

The Unbinding Of the Elements

I unbind this Sphere of Darkness,

In the name and power of the Five Fold Star,

In this unbinding, I close the Etheric Vortex,

Returning the power of the Quarters,

Under the Dominion of Hecate,

Beloved Goddess of Hell, Heaven and Earth'

Closing the Circle and Sending of the Energies

The 4 Daemon Princes of The Quarters are then asked to close the elemental gates in a west, north, east, south manner and finally back to west manner, turning back and unravelling the circle and ensuring their energies are correctly addressed in a balanced manner.

The Call to The Quarters

At South

'Hail and honour to thee Great Prince of the South,

Great is the Mighty Power of the Everliving Fires!

Close for me now the Gates of the South!'

At West

'Hail and honour to thee Great Prince of the West,

Great is the Mighty Power of The Ancestral Waters!

Close for me now the Gates of the West!'

At North

'Hail and honour to thee Great Prince of the North!

Great is the Mighty Power of Primordial Earth!

Close for me now the Gates of the North!'

At East

'Hail and honour to thee Great Prince of the East,

Great is the Mighty Power of the Airs of Ancient Gnosis!

Close for me now the Gates of the East!'

The Call of Closing

"Hail to the Lady of Witchflame;

Hail to the Goddess of Hell Hecate;

Hail to the Solar God Lucifer, Master of the Dark of the Sun;

Blessings to the Queen of Shadows, Hecate;

All Hail and Great Honour to the Witch Gods this Night.

Hail and Honour to thee Great Spirit of Ether;

Blessed be to the Mighty Power of the Quarters;

Return now to thy source through the Gate of Witch's Night'

Nights up to the Empowerment of the Familiar

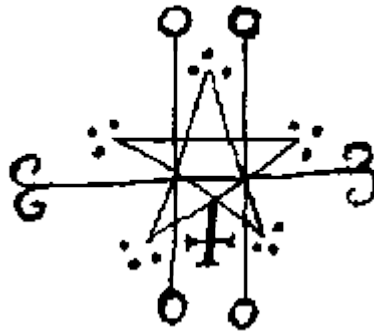
With the initial night complete, the Doll Body will become, if it did not dismiss the notion on the initial night, increasingly active over the next few days. This may be a latent feeling or something less subtle. In this time, it is recommended that the practitioner spends as much time conversing with the spirit as is possible. A cast circle, invocation etc is not necessary for this base level of interaction, and was needed only in the first instance to ensure the correct spirit was contacted and invited / coaxed into communication.

This continuing dialogue will help narrow down whether the familiar still wants to undergo the empowerment, what additional work it wants doing if any on its body, what its base likes / dislikes and its elemental nature. These will likely be very rudimentary – this is the base spirit of its material form communicating, so it is likely to be on a very unsophisticated level.


One important work of this dialogue over the coming days will be requesting or identifying the spirit's seal and name. This seal acts as its main representation of its soul structure, and thus can be seen as the 'seal' on continuing the work itself. If a strong bond is formed, it is possible the familiar will give its seal and name without a request having to be made.

Conversely, not receiving the sigil/seal or name does not necessarily mean that the empowerment can't go ahead. It could be that the spirit could be initially weak, and therefore an appropriate name should be chosen

for it in close working with the spirit itself. This is similar in regards to its seal/sigil. It should be trusted that it will be made obvious by the spirit itself if any transgression or error is occurring. It is also important to be sure that the spirit is weak, and simply not being non compliant or silent— any name or seal that is created but is not the actual spirits name or seal will reduce its effectiveness .



An example of a spirit sigil – the Sigil of Forneus from the Lemegeton.



An example of a spirit seal – The Seal of Forneus from the from the Lemegeton.


Either way, for the main rite to go ahead, the sigil, or at the very least, name should be known by the time of the full moon. If not, or if the the spirit has made it clear it has no interest in being a familiar, it is immediately thanked for its presence and its honest answer, and is asked to depart in the name of Hecate in love and honour back to its original nature. On the night before the full moon night, is is prudent to ensure that the familiar is prepared to go through with the raising ritual.

Full Moon Night

On the day of the full moon, the rite is prepared for as in the initial night rite. In addition however, a large sheet of parchment or paper is prepared, with a libation of coffee and left to dry. The sigil of the to be familiar is painted upon this once it has dried, and is empowered similarly to Hecates Primary Sigil as detailed earlier. A piece of red wool cord is prepared in order to tie this.

In addition, within the circle space, should be another piece of parchment or paper which has been similarly prepared. Upon this, should sit the following sigil of empowerment, for lack of a better term referred to as the Circle of Empowerment. It is made up of the sigil of the three crossed staves, surrounded by a circle. When activated, this sigil will channel the energies of the crossroads into the circle, empowering the familiar body that will be placed to sit atop it.

Note that an invoking / summoning triangle is not used here – we are attempting to empower an already existent spirit which lives within the body's form, not call a spirit into it. In addition, also note that the circle is not meant to act as a border but is simply there to ensorcell the power. In this manner, using this very simple, obvious, and powerful sigil, we are more easily able to direct Hecates currents into the object and obtain the desired result.



A basic depiction of The Circle of Crossroads Empowerment

ԿՊԿԶՊ ՆԲՄԿՊ ԳՆՆԿՆ

The rite is initiated as the first beginning night, with the circle created and Hecate invoked, blood being placed upon her sigil, in the desired planetary hour. At this point, the Circle of Crossroads is rolled out in front of the practitioner flanked by two candles. The practitioners blood is then drawn and smeared in three consecutive lines, following the lines of the staves and crossing the central point. As this is done, the following call is made or one of a similar nature personally constructed, at blade point (Athame) or utilising the wand of the craft.

Through the Giving of Blood of the Craft of the Wise'

With this complete, the sigil is fully active. The doll body is, after the blood has dried to prevent transfer, placed on top of the Sigil of The Circle of Crossroads empowerment. The sigil of the familiar is unfolded and placed before it. In this manner, the practitioner is then to begin whispering the familiars name, in a low tone. This is at first done in a quiet manner, but over the course of around 10 minutes, it is slowly increased until it becomes almost a shout. This can be vibrated if the practitioner believes it will contribute to the raising of the energy. When done, the following call is given in the same manner as the one above, directed at the Familiar.

The Call of the Contract

In the name of the Gods of the Trident,

In Love and In Honour,

I call you, NN,

Spirit of Clay,

Hear now my call reverberate at the Crossroads,

Stir Now and Awake

Rise from your Slumber,

Come Forth and Answer

In the Power of the Gods of Old,

Do you stand before me,

MN,

As Friend,

As Ally,

As Familiar,

On the Path of Hecate First Goddess'

Where NN is the familiars name, and MN the practitioners name/magickal name. Note a personal call is again more than acceptable here.

With this given, the Practitioner awaits a response. This response could be as subtle as an intuitive feeling or a full blown physical response, with the candles either side of the circle flickering into intense fire. Divination should not be resorted to understand this message – it needs to be a clear message. The practitioner should ask for a sign to confirm a positive or negative response if the signal given is unclear, being specific and ensuring that it is within the spirits level of ability. If one is not obtained, it should be assumed to be a negative response. If a negative response is given, the spirit is immediately is thanked and dismissed as directed earlier in this document. If however, the response is an affirmative, the practitioner immediately draws blood from his hand and liberally bloods the Familiars sigil, as well as the doll bodys head and chest if permissible, in the shape of an equidistant cross (+) in a top to bottom, right to left manner. The following call is then given.

The Call of the Binding of Souls

'By the Power of the Serpents Bloodline,

Carried by the Blood of the Witch,

In the Name of the Witch Flame Goddess,

This Pact is Sealed,

Two Souls Joined,

Arise,

Arise,

Arise!

You, NN, are no longer a creature of Clay,

But now like the Phoenix are reborn in Fire,

Join Me,

On the Sacred Journey to Her Throne and Beyond,

Rewarded are those who brave the Darkness,

On the Roads of the Night,

Inflamed by Her Torches;

The Starways of Hecate Illuminated"

With this call given, sexual communion with both the invoked form of Hecate and the Familiar should be undertaken via physical stimulation and intense visualisation. At the point of release, intense focus on the now Familiar body should be given. The resultant sexual fluid should be used to mark again both the familiars sigil, as well as the doll body and Hecates primary sigil. With this complete, the rising of the Familiars spirit should be complete. Communion can then begin with the familiar, and continued until it ends naturally once terminated by either party. When communication has ceased, both it and Hecate should be thanked and the rite closed as mentioned earlier. At this point, any light candles, incense etc should be left to burn down, and the participant should immediately ground, sleep and attempt to work with the Familiar in dream to further solidify the bond. The spirits sigil should be rolled up into a scroll, wrapped in black silk and kept near it at all times. Hecates primary sigil and sigil of The Circle of Crossroads Empowerment should be likewise stored.

Nights up leading up to the Final Night of the Work

With the familiar thus raised, the waning half of the Lunar cycle is dedicated to allowing the forces to settle within the Familiar and for it to become accustomed to its higher awareness. As such, the Familiar should not be tasked with any explicit duty within this time, and it should also no longer be treated as an object, but with due care and attention.

Everyday, up until the final night on the day after the new moon, the familiar should be communed with in the same hour it was created. This can be a formal occurrence within a circle, but it has been my experience with my own familiars that a simpler, highly personal time just dedicated to sharing in an activity with the familiar is just as effective. For myself, simply reading to, talking to and otherwise spending time with the familiar was sufficient activity in this period, for a greater bond to be developed and for the energies to stabilise between us.

No night should ideally be missed – although the bond is made and will be strong at this point, for full alignment between yourself and the familiar.

The Familiar should be given its own spot near the altar. A smaller table, or simply a space on the ground with a place for it to sit on some sort of appropriate cover will suffice. It should be given its own small plate of offerings, and a small cup of libation of some description. Work with the familiar should soon reveal what its likes and dislikes are, and these can be adjusted for accordingly. My own familiars and house spirits, as well as many of the Witch Gods, seem to accept rum heartily as an offering, spiced or otherwise.

Whenever the offerings on the main altar are changed or the altar worked, the familiar should be given at least a libation to feed it and acknowledge it as a working partner on the Path of Flames. This should continue well past the final night, and should become part of your working *modus operandi* of your own personal witchcraft.

In this period, the sigil of the familiar should not be opened with or tampered with.

Final Night

On the final night, when the moon is just appearing again after the new moon, again the circle is opened, and Hecate invoked, her sigil being unrolled and blooded. Again, the empowering circle is blooded, and the Familiar placed atop it. The familiars sigil should be rolled open, and communion with the spirit undertaken. Sexual sacrifice should again be performed with both Hecate and the Spirit, and the rite concluded as before. This should be a very personal act, so no calls etc are given. This is time for you to enjoy the new fully aware and activated familiar in its own presence alongside Hecate.

This acts as the final seal, ensuring the now settled energies are additionally powered and fit for work. The rite is then closed, as the previous nights. At this point, the Primary Sigil of Hecate can be further used as a central sigil on your altar, and blooded whenever the altar is worked. However, if this is not desired or deemed

unnecessary, it and is bundled together with The Circle of Crossroads Empowerment sigil. These sigils are then taken to the nearest crossroads at the conclusion of the rite or next best possible time, and burnt in offering to the Gods. A libation of alcohol should also be given ideally. When you return, the familiar sigil is again rolled up, tied with red string, wrapped in silk and stored near the familiar.

With the rising of the sun the following morning, the familiar is ready to carry out any explicit tasks you have of it. Working with the familiar will differ based on the familiar – again this is a personal process and you will find a method of communicating that works best for you. It should be continue to be fed as in the interim period talked about above, but now should also, once a month, be given a sacrifice of your own blood (or additionally, whenever the altar is worked / sacrifice is given to the Witch Gods).

The sigil however will comprise the main way of working with the Familiar initially. It should be kept secret, as knowing the sigil allows for the command of the Familiar to anyone who knows it on some level. If the sigil is in any way damaged, or destroyed, the link with the familiar will weaken and a new one will need to be created as soon as possible. The sigil and the body are one and the same, and this must be kept in mind as they are both equally important. This can be accomplish by, in the familiars presence, recreating one similarly as detailed. A circle / full rite will not be required, and direct work with the familiar can be utilised instead to replace the destroyed or damaged sigil. If the doll body is damaged, it should be repaired as soon as possible. If it cannot be repaired, a new body will need to be constructed and linked with the sigil – this will undoubtedly have side effects and should be done in a manner sitting the situation, hence it has not been detailed.

Notes on Method and Areas for Expansion

Earlier, it was hinted at that a familiar could be made for another. This is entirely possible with Hecates help, with some adoption of the work to ensure the calls link both the Familiar Soul and the Person who the Familiar is being brought forth. Object links such as hair etc from the person the familiar is being raised with should be employed in sympathetic work. The difference is, once correctly empowered however, a second lunar cycle of workings should be undertaken by the recipient to ensure full linkage between them and the spirit before it is fully worked.

Additionally, for an advanced set of workings, all three sigils could be carved into wood rather than written on paper /parchment. This is a method that has precedent within other workings within Hecates craft. These sigils would create permanent gates that would be vastly more powerful, and could be re used as necessary. It would also form a very powerful and very durable medium for the Familiars Sigil. It must be clarified however that the above has not been tried in this case, and is merely offered as a logical extension to the work for further research. As such, the detailing of the work of empowering objects as familiars comes to its conclusion.

Ave Hecate,

~S~